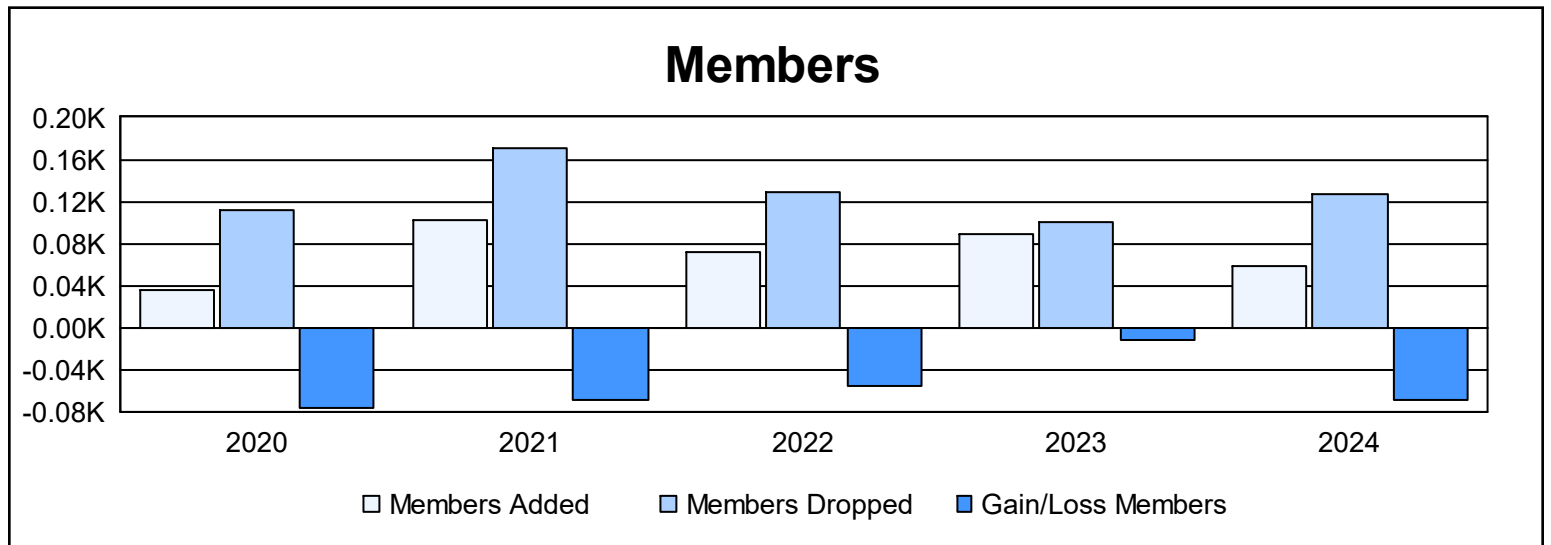
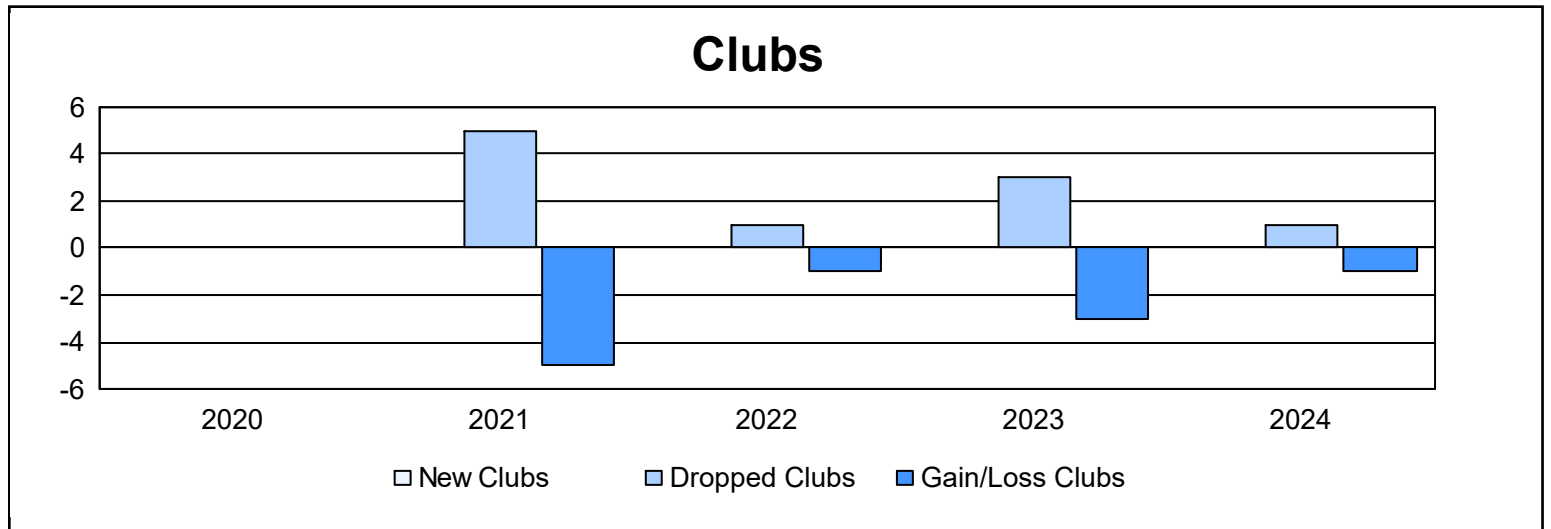
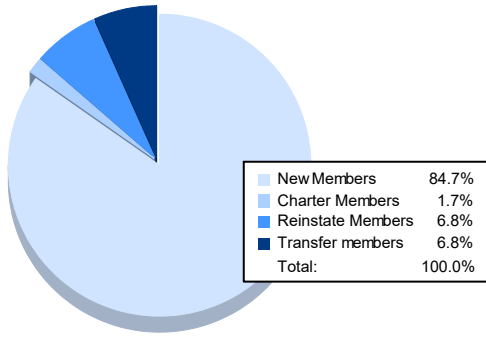


Year	New Clubs	Dropped Clubs	Gain/ Loss Clubs	New Members	Charter Members	Reinstate Members	Transfer Members	Total Member Added	Total Members Dropped	Gain/ Loss Members
2019-2020	0	0	0	31	0	3	1	35	112	-77
2020-2021	0	5	-5	70	6	3	23	102	170	-68
2021-2022	0	1	-1	63	0	0	9	72	128	-56
2022-2023	0	3	-3	58	5	1	25	89	100	-11
2023-2024	0	1	-1	50	1	4	4	59	127	-68
<b>Average</b>	<b>0</b>	<b>2</b>	<b>-2</b>	<b>54</b>	<b>2</b>	<b>2</b>	<b>12</b>	<b>71</b>	<b>127</b>	<b>-56</b>



### Membership Composition June 2024 Cumulative



### Gender Composition June 2024 Cumulative

